

CTSS INSCAPE



INFORM
MOVABLE WALLS

CTSS

290 Broadway, Suite 136
Methuen, Massachusetts, USA 01844-6827
Phone: (978) 975-2710 - Fax: (978) 683-0436
www.ctsnorth.com

000000



**IN A WORLD OF CHANGE, PERMANENT
WALLS DO NOT ALWAYS MAKE SENSE.
INSCAPE OFFERS A SMART, FLEXIBLE
SOLUTION: INFORM MOVABLE WALLS.**

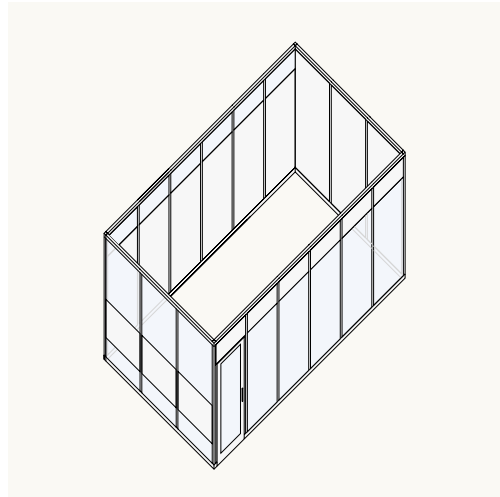
Your organization must have the flexibility to redefine workspaces as priorities change. With Inform movable walls, you have the elements you need for a customized design today - and the freedom to rethink your plans tomorrow. Combining attractive features with intelligent design, Inform offers all the privacy and elegance of full-height space division without the limiting permanence of drywall. Moreover, tailor-made Inform solutions are remarkably economical, requiring minimal disruptive downtime during installation - with none of the mess or environmental impact of gypsum-board walls. Easy to cost-justify, easy to install, easy to maintain and easy to reconfigure as business patterns change, Inform is the superior alternative.



THE FIRST PRIORITY MAY BE A TRAINING ROOM

PHASE ONE

Inform offers versatile modular solutions for creating spaces that are ready for future change. If you need, for example, a training room that is private yet open to the surrounding environment, Inform has a wide range of fully and partially glazed panels. Installation is simple and quick - the room above was configured in less than a day. Solid panels are powder-coated for durability and can be matched to any color palette; all glazed panels are factory-assembled. Inform's panel design prevents damage to ceilings or floors while still ensuring long-term structural integrity. Installation is completed with minimal impact on the lives of those working nearby and generates none of the waste and unhealthy dust associated with drywall. In addition to meeting tight deadlines, Inform also fits tight budgets, delivering value from day one as well as long-term savings on maintenance - and, of course, the built-in flexibility you count on to meet changing needs.



Inform movable walls are only 2 $\frac{3}{8}$ " thick. They use less floor space, whether you're creating a new room or subdividing an existing one. Choose from a broad range of panel widths and heights to fit every unique space and application.

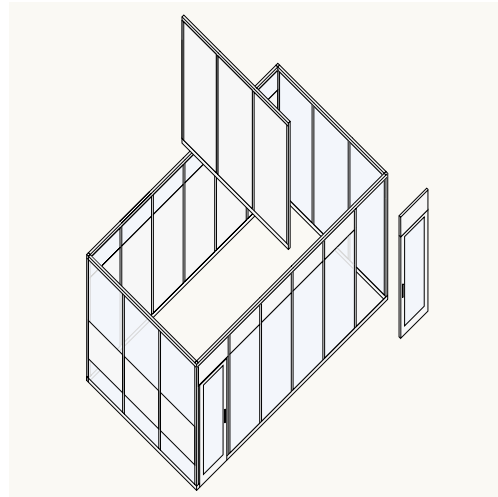




AN EVOLVING ORGANIZATION NEEDS OFFICES AND CONFERENCE ROOMS

PHASE TWO

Inform walls look great from day one, and their versatility and value are all the more apparent when the time comes to reconfigure. Above, the training room from the previous scenario has been transformed into a private office and a small conference room. The job took just a few hours - again, with minimal disruption and downtime, no damage to the architectural shell, and no need to protect technology or endure the other inconveniences of conventional wall installations. In any configuration, Inform panels provide both visual and acoustical privacy; high Sound Transmission Coefficient (STC) ratings ensure workspaces are secure and quiet. You can integrate free-standing furniture components to suit individual needs. Panel connectors double as cable drops, unobtrusively bringing power and data connections. And Inform's non-progressive design makes it easy to add or change features - such as adding a door to the new conference room.



Modular Inform panels are non-progressive: you can remove or replace one panel without removing those adjoining it. All hardware is quality engineered for precise fit and finish, and ceiling channel clips and carpet grippers on the floor track are designed for quick, non-damaging installation and removal.

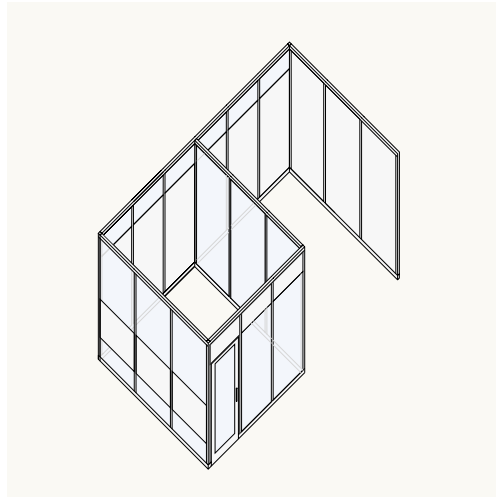




A QUESTION OF BALANCE: PRIVATE MEETINGS AND MORE OPEN INTERACTION

PHASE THREE

In a world where workspace planning can sometimes seem more like musical chairs, Inform movable walls respond quickly and efficiently to each new wave of change: the office now becomes a collaboration space; the adjoining meeting room opens up into an informal training area. Inform's modular versatility gives you complete control over configuration, color schemes, panel types and placement, door style choices... everything you need to create a tailor-made environment reflecting workplace realities. Inform frees your thinking from the constraints of permanent walls, inspiring you to design for both formal and informal uses, for both structured and ad hoc organizational styles. The results: improved communications, increased productivity, higher morale and an ideal balance between fruitful interaction and the need for privacy.



However you configure Inform movable walls, you can be confident that you are acting with foresight while responding effectively to immediate needs. The flush panels' powder-coated, smooth or textured finishes are scuff-resistant and highly resilient, so ongoing maintenance costs are minimized. Moreover, Inform walls are designed to be 98 percent reusable, further safeguarding your long-term investment - and sparing your local landfill site.





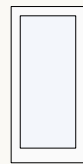
Inform movable walls offer the planning flexibility you need to meet today's workspace requirements while keeping a strategic eye on the future. Built-in versatility, strong aesthetic appeal, environmental integrity and demonstrable cost savings make Inscape's movable wall solutions an intelligently designed alternative to traditional drywall and other partitioning options. Embracing change begins with rethinking the walls that surround you. Inform gives you the tools you need to welcome that challenge, looking beyond the obvious to create a new kind of flexible workspace.

DOORS

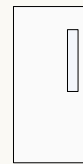
Inform solid-core doors (hinged, pivot or sliding) come in standard 3' x 7' and full-height sizes. Choose from painted, wood veneer, laminate or glazed finishes.



flush



full glass



vision lite



flush transom/frame




glass transom/frame



flush steel



full glass



clerestory



steel/glass



steel/glass/steel

PANELS

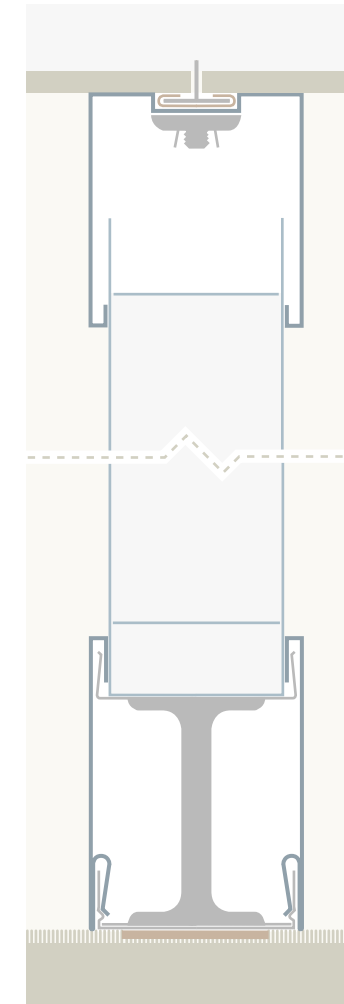
Inform panels, both flush and factory-glazed, are available in a comprehensive array of widths and heights.



Inform's powder-coated finish is available in a broad range of colors that can be matched to any design specification.

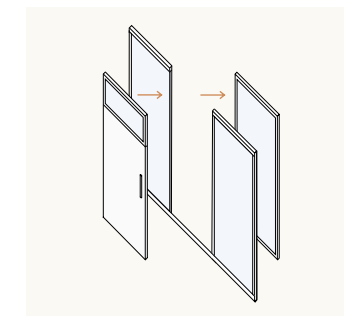


Power/data cables can be inconspicuously extended through the panel connectors, with standard receptacle plates installed on the base trim or at any height in the Inform panel cavity.



The projected ceiling channel is available in 10' lengths and affixes to T-bar ceilings with non-damaging fasteners.

Inform's non-damaging floor track is available in 10' lengths.



Inform is a non-progressive solution: any unitized panel can be replaced without removing those adjacent to it. Similarly, a 42" wide panel can be replaced with a door frame of the same width.

